

Model 2014 Appliance Mover System



Model 2014 Appliance Mover: 800 lb. lifting capacity

Includes two 9" x 36" x 1/8" Airsled® aluminum air beams with deflation damper valves and screwed-on inlet flanges, a dual-purpose 12.5 amp, 4 peak horsepower* vacuum/blower power unit, two 20" extension wands, vacuum nozzle, blower nozzle, inflater adapter, crevice tool, three hoses, tee connector, carrying strap, 4 rough surface/carpet adapters, and one pair nylon carrying bags. Shipping wt.: 27 lbs.

Model 2015 Appliance Mover: 800 lb. lifting capacity

Same as Model 2014 except without vacuum capability and vacuum tools. Shipping wt.: 27 lbs.

Model 2004 Appliance Mover: 600 lb. lifting capacity

Same as Model 2014 except with 7.5 amp, 1.7 peak horsepower vacuum/blower power unit. Shipping wt.: 27 lbs.

Model 2005 Appliance Mover: 600 lb. lifting capacity

Same as Model 2004 except without vacuum capability and vacuum tools. Shipping wt.: 27 lbs.

Accessories:

Model 2315 SubZero® Adapter

Used with Models 2014 and 2015 during installation and servicing of SubZero® refrigerators. Shipping wt.: 8 lbs.

Model 2325 Spacer System

Patented spacer system for moving appliances on legs (such as Viking ranges). Shipping wt.: 10 lbs.

* Peak horsepower (or p.h.p.) rating is a trade term used by blower and vacuum cleaner manufacturers. It does not represent a scientific horsepower rating. Comparable p.h.p. ratings do not mean other blowers are suitable for use with Airsled® air beams.

Components



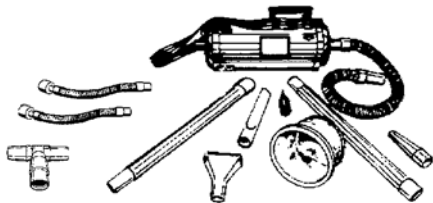
Model 2800 Air Beams

9" x 36" x 1/8" aluminum backing surface, deflation damper valves, screwed-on inlet flanges. Designed specifically for moving appliances.



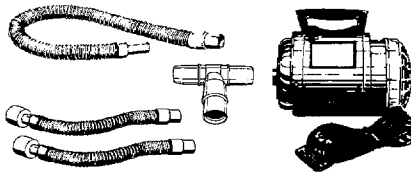
Model 2200 Air Beams

Longer narrower version of Model 2800. 6" x 48" x 1/8" aluminum backing surface. Designed for side entry and moving wider appliances through doors and narrow passages.




Model 2751, 7.5 amp, 1.7 p.h.p. Model 3751, 12.5 amp, 4.0 p.h.p. Blower/Vacuum

Dual-purpose Power Unit with steel housing, two 20" extension wands, vacuum nozzle, blower nozzle, inflater adapter, crevice tool, tee connector, three hoses, reusable cloth dust bag and carrying strap.



Model 2721, 7.5 amp, 1.7 p.h.p. Model 3721, 12.5 amp, 4.0 p.h.p. Blower

Blower in steel housing without vacuum includes tee connector, three hoses and carrying strap.



Model 2302 9" x 36" Runners Model 3302 9" x 48" Runners

High density polypropylene runners for use on carpet, rough surfaces and bridging minor obstacles. 4/set. Fits in air beam carrying bags.



Model 2601



Model 2600 or 3600

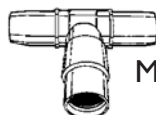
Carrying Bags

Model 2601 for Blower/Vac Model 2600 for 9" x 36" Air Beams Model 3600 for 9" x 48" Air Beams

Urethane coated nylon carrying bags with 1" nylon webbed handles and zipper closure.



Model 2402



Model 2401



Model 2400

Hoses, Tee

Model 2402 Hose, blower to tee

Model 2401 Tee fitting

Model 2400 Hose, tee to air beam

Model 2403 Hoses/Tee Set